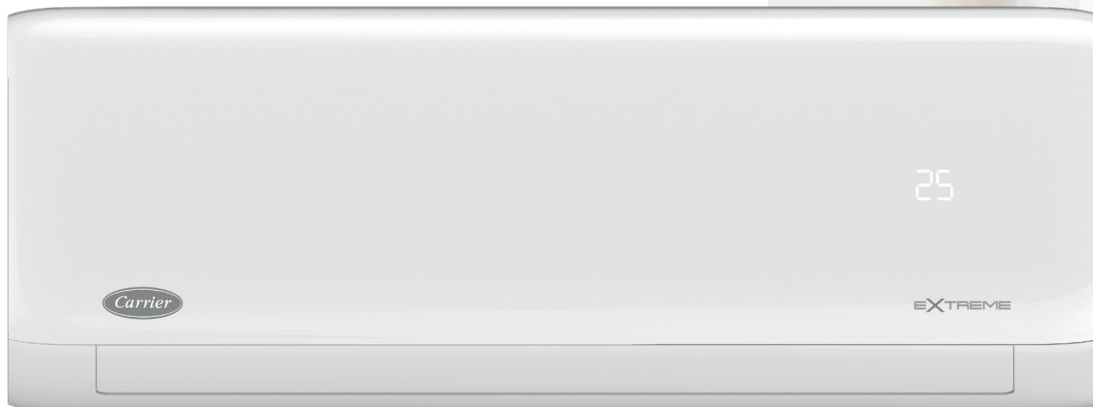


INVERTER HI-WALL

EXTREME



Gear Operation



Green Fin*



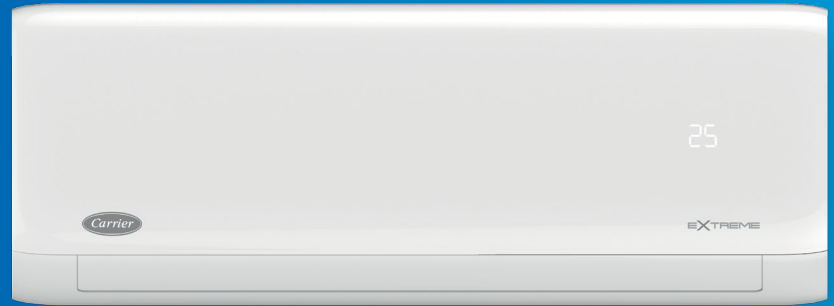
1% - 100% Stepless Comfort

*sizes 9 & 12



**Superior
performance**


















INVERTER HI-WALL EXTREME



The new R32 refrigerant Carrier's hi wall, offers great efficiency. The optimized air fan and ducts deliver the same airflow in with 30 percent less power thanks to the new design. It makes the Extreme Save an unbeatable choice for energy saving.

The base heater prevents condensate from freezing. Without a heater, freezing condensate can cause noise, damage to fan blade, condenser, and system performance.

FEATURES

-  Wi-Fi Active
-  Golden Fin
-  Green Fin (at sizes 9 & 12)
-  Gear Operation
-  Fan Blades
-  9 Grades of Outdoor Fan Speed
-  Base Pan Heater
-  Low Ambient Heating/Cooling
-  Pre Filter
-  Cold Catalyst Filter
-  Vitamin C Filter
-  Negative Ion Filter (Ionizer Filter)
-  Follow Me
-  Sleep Mode
-  ECO
-  Turbo
-  Wind Avoid Me (Breeze Away)
-  Timer
-  Dry Mode
-  Quiet Mode
-  Active Clean
-  Auto Diagnosis & Self Protection
-  Auto Defrosting
-  Auto Restart
-  Electrical Voltage Protection
-  Memorize
-  Remote Control Locking
-  Refrigerant Leakage Detection
-  1W Stand By

TECHNICAL CHARACTERISTICS

SYSTEM		38QHG/42QHG009D8SX	38QHG/42QHG012D8SX	38QHG/42QHG018D8SX	38QHG/42QHG024D8SX
Cooling capacity	kW	2.75 (1.0-3.2)	3.65 (1.4-4.3)	5.28 (2.4-6.1)	7.04 (2.1-8.2)
	BTU/h	9.390 (3.414 - 10.925)	12.461 (4.780 - 16.680)	18.025 (8.195 - 20.825)	24.035 (7.170 - 27.995)
Heating capacity	kW	2.90 (0.8-3.4)	3.90 (1.1-4.4)	5.70 (2.1-6.7)	7.50 (1.5-8.2)
	BTU/h	9.900 (2.731 - 11.610)	13.315 (3.755 - 15.022)	19.460 (7.170 - 22.875)	25.605 (5.121 - 27.995)
Heating capacity at -7°C	kW	2,50	2,70	4,30	5,80
Heating capacity at -15°C	kW	2,00	2,10	3,50	5,50
Heating capacity at -20°C	kW	1,65	1,70	2,50	4,50
Temp range cooling	°C	-15-50	-15-50	-15-50	-15-50
Temp range heating	°C	-15-24	-15-24	-15-24	-15-24
SEER / SCOP (warmer) / SCOP (average)	W/W	7.4 / 5.3 / 4.1	7.0 / 5.5 / 4.2	7.0 / 5.1 / 4.0	6.5 / 5.1 / 4.0
Energy label		A++ / A+++ / A+	A++ / A+++ / A+	A++ / A+++ / A+	A++ / A+++ / A+
Yearly energy consumption	kWh	130 / 660 / 854	182 / 636 / 833	264 / 1235 / 1435	379 / 1757 / 1820
Standard current (cooling)	A	3,50	5,00	6,80	10,90
Standard input (cooling)	W	765	1130	1550	2500
Standard current (heating)	A	3,40	4,60	7,40	9,60
Standard input (heating)	W	760	1050	1700	2200
Refrigerant amount	kg	0,60	0,65	1,10	1,45
Liquid side / Gas side		1/4" - 3/8"	1/4" - 3/8"	1/4" - 1/2"	3/8" - 5/8"
Standard piping length	m	5	5	5	5
Min piping length	m	3	3	3	3
Max piping length	m	25	25	30	30
Max difference	m	10	10	20	20
Additional charge	g/m	12	12	12	24
Voltage, Hz		220-240V-, 50/60Hz	220-240V-, 50/60Hz	220-240V-, 50/60Hz	220-240V-, 50/60Hz

INDOOR UNIT		42QHG009D8SX	42QHG012D8SX	42QHG018D8SX	42QHG024D8SX
Sound power level	dB(A)	56	56	58	63
Sound pressure level (Max. - Min.)	dB(A)	37/32/28/20	37/32/28/20	41/35/28/21	47/41/35/22
Air flow (Max. - Min.)	m³/h	460/330/260/180	530/400/350/195	800/600/500/300	1090/770/610/480
Weight	kg	8.0	8.7	11.2	13.6
Dimensions (W×D×H)	mm	726×210×291	835×208×295	969×241×320	1083×244×336

OUTDOOR UNIT		38QHG009D8SX	38QHG012D8SX	38QHG018D8SX	38QHG024D8SX
Sound power level	dB(A)	63	64	65	69
Sound pressure level	dB(A)	55,5	56	57	60
Airflow	m³/h	1750	1800	2100	3500
Weight	kg	23.5	23.7	33.5	43.9
Dimensions (W×D×H)	mm	720×270×495	720×270×495	805×330×554	890×342×673

- Notes:
- Sound data @ cooling mode
 - -7°C/-15°C/-20°C heating @ free frequency

* Preliminary Data



Turn to the experts